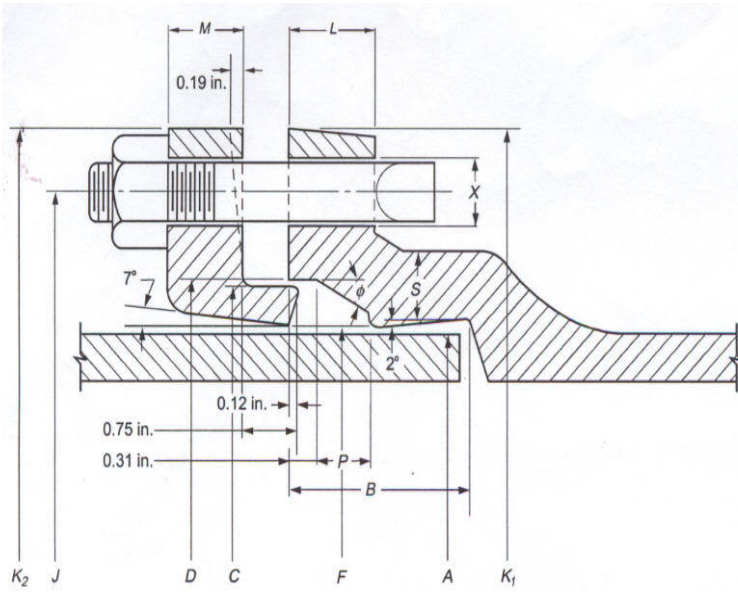
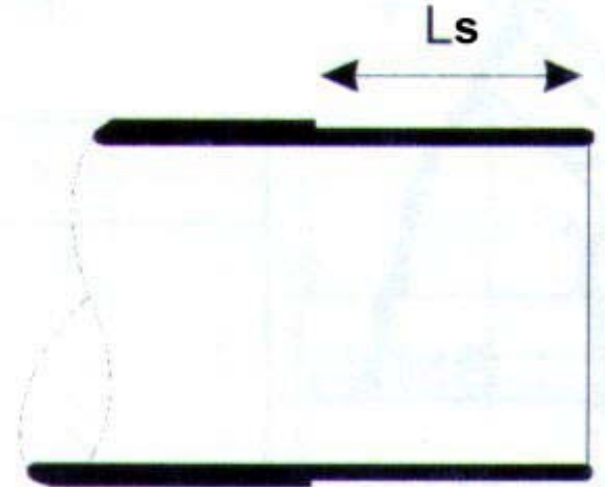


C153 Mechanical Joint Compact Fittings



Mechanical Joint Details



Plain End Detail

Size	A	B	C	D	F	J	K1	K2	L	M	P	S	X	Bolts			PE Ls
														No	Size	Len	
3	3.96	2.50	4.84	4.94	4.06	6.19	7.62	7.69	0.58	0.62	0.63	0.39	3/4	4	5/8	3.0	5.5
4	4.80	2.50	5.92	6.02	4.90	7.50	9.06	9.12	0.60	0.75	0.75	0.39	7/8	4	3/4	3.5	5.5
6	6.90	2.50	8.02	8.12	7.00	9.50	11.06	11.12	0.63	0.88	0.75	0.43	7/8	6	3/4	3.5	5.5
8	9.05	2.50	10.17	10.27	9.15	11.75	13.31	13.37	0.66	1.00	0.75	0.45	7/8	6	3/4	3.5	5.5
10	11.10	2.50	12.22	12.34	11.20	14.00	15.62	15.62	0.70	1.00	0.75	0.47	7/8	8	3/4	3.5	5.5
12	13.20	2.50	14.32	14.44	13.30	16.25	17.88	17.88	0.73	1.00	0.75	0.49	7/8	8	3/4	3.5	5.5
14	15.30	3.50	16.40	16.54	15.44	18.75	20.25	20.25	0.79	1.25	0.75	0.55	7/8	10	3/4	4.0	8.0
16	17.40	3.50	18.50	18.64	17.54	21.00	22.50	22.50	0.85	1.31	0.75	0.58	7/8	12	3/4	4.0	8.0
18	19.50	3.50	20.60	20.74	19.64	23.25	24.83	24.75	1.00	1.38	0.75	0.68	7/8	12	3/4	4.0	8.0
20	21.60	3.50	22.70	22.84	21.74	25.50	27.08	27.00	1.02	1.44	0.75	0.69	7/8	14	3/4	4.0	8.0
24	25.80	3.50	26.90	27.04	25.94	30.00	31.58	31.50	1.02	1.56	0.75	0.75	7/8	16	3/4	4.5	8.0
30	32.00	4.00	33.29	33.46	32.17	36.88	39.12	39.12	1.31	2.00	1.00	0.82	1 1/8	20	1	5.5	8.0
36	38.30	4.00	39.59	39.76	38.47	43.75	46.00	46.00	1.45	2.00	1.00	1.00	1 1/8	24	1	5.5	8.0
42	44.50	4.00	45.79	45.96	44.67	50.62	53.12	53.12	1.45	2.00	1.00	1.25	1 3/8	28	1 1/4	6.0	8.0
48	50.80	4.00	52.09	52.26	50.97	57.50	60.00	60.00	1.45	2.00	1.00	1.35	1 3/8	32	1 1/4	6.0	8.0

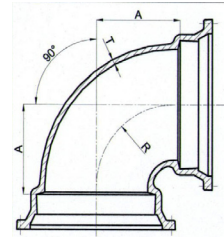
54" fittings & dimensions available upon request

Weights in Pounds, Less Accessories / Dimensions in inches
Ductile Iron Class 350 per ANSI/AWWA C153/A21.53

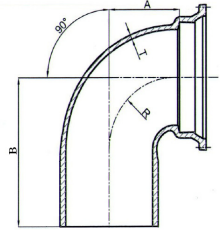
2 | SIGMA Corporation www.sigmaco.com



90 Degree Bends								
MJ x MJ				MJ x PE				
Size	Item No.	Wt.	A	Item No.	Wt.	A	B	T
2	DMB290	17	3.00					0.30
3	DMB390	19	3.50	DME390	16	3.25	8.50	0.33
4	DMB490	25	4.00	DME490	22	4.00	9.50	0.34
6	DMB690	39	5.00	DME690	41	5.00	11.50	0.36
8	DMB890	57	6.50	DME890	58	6.50	12.50	0.38
10	DMB1090	89	7.50	DME1090	88	7.50	13.00	0.40
12	DMB1290	108	9.00	DME1290	114	9.00	14.50	0.42
14	DMB1490	210	11.50	DME1490	211	11.50	19.50	0.47
16	DMB1690	264	12.50	DME1690	248	12.50	20.50	0.50
18	DMB1890	335	14.00	DME1890	325	14.00	21.00	0.54
20	DMB2090	400	15.00	DME2090	390	15.00	22.50	0.57
24	DMB2490	565	16.75	DME2490	575	17.00	25.00	0.61
30	DMB3090	930	21.50	DME3090	865	21.50	30.50	0.66
36	DMB3690	1,450	24.50	DME3690	1,355	24.50	33.50	0.74
42	DMB4290	2,205	29.25	DME4290	2,055	29.25	38.25	0.82
48	DMB4890	2,990	33.25	DME4890	2,805	33.25	42.25	0.90

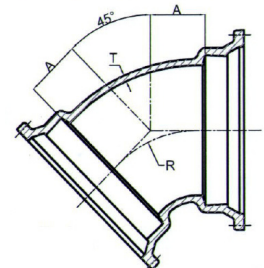


MJ x MJ Bend 90

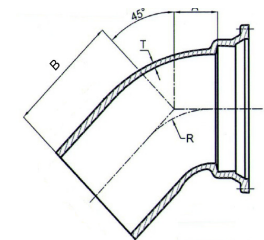


MJ x PE Bend 90

45 Degree Bends								
MJ x MJ				MJ x PE				
Size	Item No.	Wt.	A	Item No.	Wt.	A	B	T
2	DMB245	10	1.50					0.30
3	DMB345	16	1.50	DME345	13	1.50	7.00	0.33
4	DMB445	22	2.00	DME445	19	2.00	7.50	0.34
6	DMB645	32	3.00	DME645	34	3.00	8.50	0.36
8	DMB845	46	3.50	DME845	49	3.50	9.00	0.38
10	DMB1045	70	4.50	DME1045	70	4.50	10.00	0.40
12	DMB1245	86	5.50	DME1245	93	5.50	11.00	0.42
14	DMB1445	160	5.00	DME1445	146	5.00	13.00	0.47
16	DMB1645	202	5.50	DME1645	212	5.50	13.50	0.50
18	DMB1845	250	6.00	DME1845	235	6.00	13.00	0.54
20	DMB2045	305	7.00	DME2045	290	7.00	14.00	0.57
24	DMB2445	405	7.50	DME2445	390	7.50	14.50	0.61
30	DMB3045	780	10.50	DME3045	715	10.50	19.50	0.66
36	DMB3645	1135	11.50	DME3645	1,040	12.00	21.00	0.74
42	DMB4245	1610	14.00	DME4245	1,460	14.00	23.00	0.82
48	DMB4845	2090	15.00	DME4845	1,905	15.00	24.00	0.90

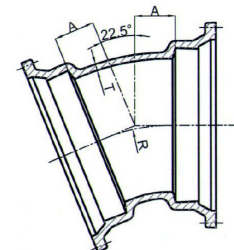


MJ x MJ Bend 45

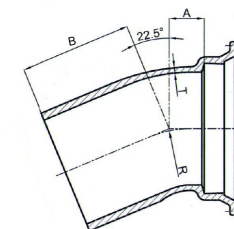


MJ x PE Bend 45

22 1/2 Degree Bends								
MJ x MJ				MJ x PE				
Size	Item No.	Wt.	A	Item No.	Wt.	A	B	T
3	DMB322	15	1.00	DME322	12	1.00	6.50	0.33
4	DMB422	18	1.50	DME422	18	1.50	7.00	0.34
6	DMB622	31	2.00	DME622	29	2.00	7.50	0.36
8	DMB822	46	2.50	DME822	43	2.50	8.00	0.38
10	DMB1022	64	3.00	DME1022	61	3.00	8.50	0.40
12	DMB1222	80	3.50	DME1222	79	3.50	9.00	0.42
14	DMB1422	136	3.75	DME1422	133	3.75	11.25	0.47
16	DMB1622	172	3.75	DME1622	166	3.75	11.75	0.50
18	DMB1822	255	4.50	DME1822	235	6.00	13.00	0.54
20	DMB2022	310	4.50	DME2022	300	7.00	14.00	0.57
24	DMB2422	412	4.50	DME2422	395	7.50	14.50	0.61
30	DMB3022	665	6.75	DME3022	600	6.75	15.75	0.66
36	DMB3622	960	7.75	DME3622	865	7.75	16.75	0.74
42	DMB4222	1350	9.00	DME4222	1,200	9.00	18.00	0.82
48	DMB4822	1760	10.00	DME4822	1,575	10.00	19.00	0.90



MJ x MJ Bend 22-1/2



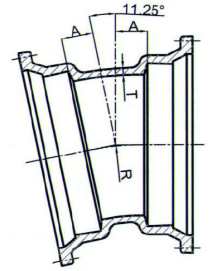
MJ x PE Bend 22-1/2



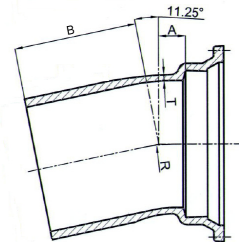
Weights in Pounds, Less Accessories / Dimensions in inches
Ductile Iron Class 350 per ANSI/AWWA C153/A21.53

C153 Mechanical Joint Compact Fittings

11-1/4 Degree Bends								
Size	MJ x MJ			MJ x PE				
	Item No.	Wt.	A	Item No.	Wt.	A	B	T
3	DMB311	14	1.00	DME311	12	1.00	6.50	0.33
4	DMB411	16	1.25	DME411	17	1.25	6.25	0.34
6	DMB611	30	1.50	DME611	27	1.50	7.00	0.36
8	DMB811	42	1.75	DME811	39	1.75	7.25	0.38
10	DMB1011	58	2.00	DME1011	52	2.00	7.50	0.40
12	DMB1211	67	2.25	DME1211	69	2.25	7.75	0.42
14	DMB1411	93	2.50	DME1411	118	2.50	10.50	0.47
16	DMB1611	148	2.50	DME1611	136	2.50	10.50	0.50
18	DMB1811	205	3.00	DME1811	235	6.00	13.00	0.54
20	DMB2011	245	3.00	DME2011	300	7.00	14.00	0.57
24	DMB2411	315	3.00	DME2411	400	7.50	14.50	0.61
30	DMB3011	600	4.75	DME3011	535	4.75	13.75	0.66
36	DMB3611	820	5.00	DME3611	725	5.00	14.00	0.74
42	DMB4211	1,180	6.00	DME4112	1,030	6.00	15.00	0.82
48	DMB4811	1,475	6.50	DME4811	1,290	6.50	15.50	0.90

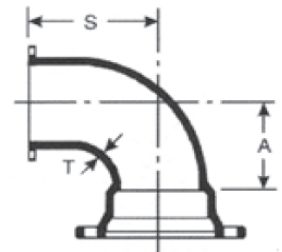


MJ x MJ Bend 11-1/4



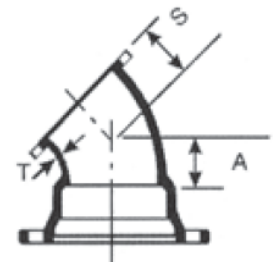
MJ x PE Bend 11-1/4

90° Bends: MJ X Flange					
Size	Item No.	A	S	T	Wt.
3	MFB390	3.50	5.50	0.33	21
4	MFB490	4.00	6.50	0.34	28
6	MFB690	5.00	8.00	0.36	46
8	MFB890	6.50	9.00	0.38	71
10	MFB1090	7.50	11.00	0.40	121
12	MFB1290	9.00	12.00	0.42	155
14	MFB1490	11.50	14.00	0.47	208
16	MFB1690	12.50	15.00	0.50	280
18	MFB1890	14.00	16.50	0.54	332
20	MFB2090	15.00	18.00	0.57	441
24	MFB2490	16.75	22.00	0.61	618
30	MFB3090	21.50	25.00	0.66	994
36	MFB3690	24.50	28.00	0.74	1462
42	MFB4290	29.25	31.00	0.82	2112
48	MFB4890	33.25	34.00	0.90	2816



MJ x Flange 90° Bend

45° Bends: MJ x Flange					
Size	Item No.	A	S	T	Wt.
3	MFB345	1.50	3.00	0.33	17
4	MFB445	2.00	4.00	0.34	34
6	MFB645	3.00	5.00	0.36	57
8	MFB845	3.50	5.50	0.38	83
10	MFB1045	4.50	6.50	0.40	122
12	MFB1245	5.50	7.50	0.42	159
14	MFB1445	5.00	7.50	0.47	162
16	MFB1645	5.50	8.00	0.50	290
18	MFB1845	6.00	8.50	0.54	252
20	MFB2045	7.00	9.50	0.57	338
24	MFB2445	7.50	11.00	0.61	442
30	MFB3045	10.50	15.00	0.66	765
36	MFB3645	11.50	18.00	0.74	1167
42	MFB4245	14.00	21.00	0.82	1720
48	MFB4845	15.00	24.00	0.90	2276



MJ x Flange 45° Bend

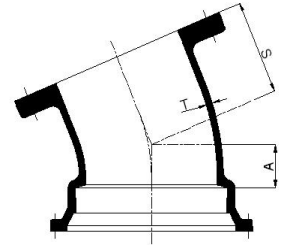
Weights in Pounds, Less Accessories / Dimensions in inches
Ductile Iron Class 350 per ANSI/AWWA C153/A21.53

4 | SIGMA Corporation www.sigmaco.com



22 1/2° Bends: MJ X Flange

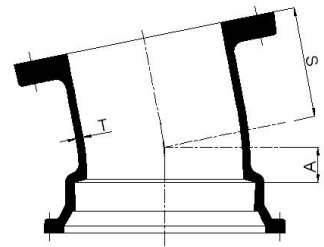
Size	Item No.	A	S	T	Wt.
3	MFB322	1.00	3.00	0.33	15
4	MFB422	1.50	4.00	0.34	23
6	MFB622	2.00	5.00	0.36	37
8	MFB822	2.50	5.50	0.38	56
10	MFB1022	3.00	6.50	0.40	81
12	MFB1222	3.50	7.50	0.42	114
14	MFB1422	3.75	7.50	0.47	158
16	MFB1622	3.75	8.00	0.50	198
18	MFB1822	4.50	8.50	0.54	244
20	MFB2022	4.50	9.50	0.57	317
24	MFB2422	4.50	11.00	0.61	417
30	MFB3022	6.75	15.00	0.66	723
36	MFB3622	7.75	18.00	0.74	1108
42	MFB4222	9.00	21.00	0.82	1583
48	MFB4822	10.00	24.00	0.90	2156



MJ x Flange 22 1/2° Bend

11 1/4° Bends: MJ X Flange

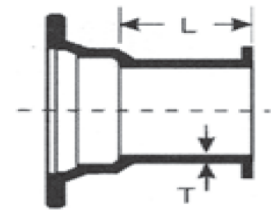
Size	Item No.	A	S	T	Wt.
3	MFB311	1.00	3.00	0.33	15
4	MFB411	1.25	4.00	0.34	23
6	MFB611	1.50	5.00	0.36	36
8	MFB811	1.75	5.50	0.38	54
10	MFB1011	2.00	6.50	0.40	78
12	MFB1211	2.25	7.50	0.42	110
14	MFB1411	2.50	7.50	0.47	148
16	MFB1611	2.50	8.00	0.50	187
18	MFB1811	3.00	8.50	0.54	229
20	MFB2011	3.00	9.50	0.57	284
24	MFB2411	3.00	11.00	0.61	395
30	MFB3011	4.75	15.00	0.66	683
36	MFB3611	5.00	18.00	0.74	1042
42	MFB4211	6.00	21.00	0.82	1528
48	MFB4811	6.50	24.00	0.90	2024



MJ x Flange 11 1/4° Bend

Adapters: MJ X Flange

Size	Item No.	L	T	Wt.
3	MFA3	3.50	0.33	18
4	MFA4	3.50	0.34	24
6	MFA6	3.50	0.36	36
8	MFA8	3.75	0.38	52
10	MFA10	3.75	0.40	67
12	MFA12	3.75	0.42	80
14	MFA14	5.00	0.47	126
16	MFA16	5.00	0.50	166
18	MFA18	5.00	0.54	206
20	MFA20	5.00	0.57	275
24	MFA24	5.00	0.61	324
30	MFA30	7.00	0.66	420
36	MFA36	7.00	0.74	710
42	MFA42	7.00	0.82	993
48	MFA48	7.00	0.90	1225

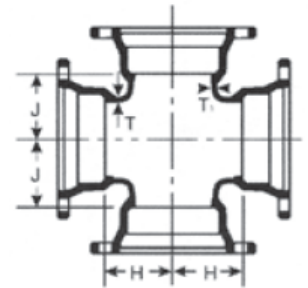


MJ x Flange Adapters

C153 Mechanical Joint Compact Fittings

Crosses

Size		Item No.	H	J	T	T1	Wt.
Run	Branch						
3	3	DMC33	3.00	3.00	0.33	0.33	35
4	3	DMC43	3.50	4.00	0.34	0.33	49
4	4	DMC44	4.00	4.00	0.34	0.34	40
6	3	DMC63	3.50	5.00	0.36	0.33	49
6	4	DMC64	4.00	5.00	0.36	0.34	68
6	6	DMC66	5.00	5.00	0.36	0.36	75
8	4	DMC84	4.00	6.50	0.38	0.34	99
8	6	DMC86	5.00	6.50	0.38	0.36	108
8	8	DMC88	6.00	6.00	0.38	0.38	105
10	3	DMC103	3.00	7.50	0.40	0.33	115
10	4	DMC104	4.00	7.50	0.40	0.34	98
10	6	DMC106	5.00	7.50	0.40	0.36	118
10	8	DMC108	6.50	7.50	0.40	0.38	138
10	10	DMC1010	7.00	7.00	0.40	0.40	145
12	4	DMC124	4.00	8.75	0.42	0.34	100
12	6	DMC126	5.00	8.75	0.42	0.36	140
12	8	DMC128	6.50	8.75	0.42	0.38	162
12	10	DMC1210	7.50	8.75	0.42	0.40	190
12	12	DMC1212	8.50	8.50	0.42	0.42	213
14	4	DMC144	5.50	10.50	0.47	0.34	162
14	6	DMC146	6.50	10.50	0.47	0.36	181
14	8	DMC148	7.50	10.50	0.47	0.38	259
14	10	DMC1410	8.50	10.50	0.47	0.40	223
14	12	DMC1412	9.50	10.50	0.47	0.42	244
14	14	DMC 1414	10.50	10.50	0.47	0.47	299
16	6	DMC166	6.50	11.50	0.50	0.36	250
16	8	DMC168	7.50	11.50	0.50	0.38	289
16	10	DMC 1610	8.50	11.50	0.50	0.40	345
16	12	DMC 1612	9.50	11.50	0.50	0.42	397
16	14	DMC1614	10.50	11.50	0.50	0.47	333
16	16	DMC 1616	11.50	11.50	0.50	0.50	385
18	6	DMC186	6.50	12.50	0.54	0.36	260
18	8	DMC188	7.50	12.50	0.54	0.38	282
18	10	DMC1810	8.50	12.50	0.54	0.40	308
18	12	DMC1812	9.50	12.50	0.54	0.42	x
18	14	DMC1814	10.50	12.50	0.54	0.47	384
18	16	DMC1816	11.50	12.50	0.54	0.50	x
18	18	DMC1818	12.50	12.50	0.54	0.54	630
20	6	DMC206	6.50	14.00	0.57	0.36	306
20	8	DMC208	8.00	14.00	0.57	0.38	341
20	10	DMC2010	9.00	14.00	0.57	0.40	370
20	12	DMC2012	10.00	14.00	0.57	0.42	392
20	14	DMC2014	11.00	14.00	0.57	0.47	451
20	16	DMC2016	12.00	14.00	0.57	0.50	634
20	18	DMC2018	13.00	14.00	0.57	0.54	547
20	20	DMC2020	14.00	14.00	0.57	0.57	605
24	6	DMC246	7.00	16.00	0.61	0.36	403
24	8	DMC248	8.00	16.00	0.61	0.38	431
24	10	DMC2410	9.00	16.00	0.61	0.40	465
24	12	DMC2412	10.00	16.00	0.61	0.42	494
24	14	DMC2414	11.00	16.00	0.61	0.47	553
24	16	DMC2416	12.00	16.00	0.61	0.50	714
24	18	DMC2418	13.00	16.00	0.61	0.54	x
24	20	DMC2420	14.00	16.00	0.61	0.57	809
24	24	DMC2424	16.00	16.00	0.61	0.61	830
30	6	DMC306	8.50	20.00	0.66	0.36	664
30	8	DMC308	8.50	20.00	0.66	0.38	670
30	12	DMC3012	10.00	20.00	0.66	0.42	733
30	16	DMC3016	12.50	20.00	0.66	0.50	866



DMC

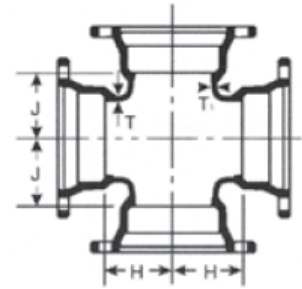
Weights in Pounds, Less Accessories / Dimensions in inches
Ductile Iron Class 350 per ANSI/AWWA C153/A21.53

6 | SIGMA Corporation www.sigmaco.com



Crosses (continued)

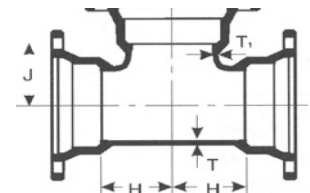
Size		Item No.	H	J	T	T1	Wt.
Run	Branch						
30	20	DMC3020	15.00	20.00	0.66	0.57	991
30	24	DMC3024	16.00	20.00	0.66	0.61	1083
30	30	DMC3030	22.00	22.00	0.66	0.66	1840
36	24	DMC3624	16.00	23.50	0.74	0.61	x
36	30	DMC3630	20.00	23.50	0.74	0.66	x
36	36	DMC3636	26.00	26.00	0.74	0.74	2655
42	12	DMC4212	12.50	27.50	0.82	0.42	1511
42	16	DMC4216	13.00	27.50	0.82	0.50	1578
42	24	DMC4224	20.00	27.50	0.82	0.61	2055
42	30	DMC4230	22.00	29.50	0.82	0.66	2950
42	36	DMC4236	30.00	30.00	0.82	0.74	3955
42	42	DMC4242	30.00	30.00	0.82	0.82	3725
48	12	DMC4812	12.50	32.00	0.90	0.42	1897
48	16	DMC4816	23.00	32.00	0.90	0.50	2617
48	24	DMC4824	23.00	32.00	0.90	0.61	2766
48	30	DMC4830	23.00	32.00	0.90	0.66	4500
48	36	DMC4836	33.50	32.25	0.90	0.74	3719
48	42	DMC4842	33.5	33.5	0.90	0.82	4590
48	48	DMC4848	33.5	33.5	0.90	0.90	4955



DMC

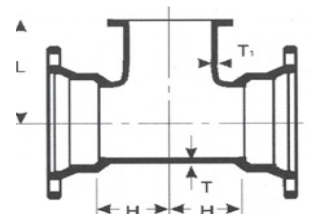
Tees

SIZE		MJ x MJ						MJ x Flange			
Run	Branch	Item No.	Wt.	H	J	T	T1	Item No.	Wt.	H	L
2	2	DMT22	16	3.00	3.00	0.30	0.30				
3	3	DMT33	28	3.00	3.00	0.33	0.33	DMF33	28	3.00	5.50
4	2	DMT42	29	3.00	4.00	0.34	0.30				
4	3	DMT43	30	3.50	4.00	0.34	0.33	DMF43	30	3.50	6.50
4	4	DMT44	32	4.00	4.00	0.34	0.34	DMF44	38	4.00	6.50
6	3	DMT63	42	3.50	5.00	0.36	0.33	DMF63	51	3.50	8.00
6	4	DMT64	46	4.00	5.00	0.36	0.34	DMF64	54	4.00	8.00
6	6	DMT66	56	5.00	5.00	0.36	0.36	DMF66	56	5.00	8.00
8	3	DMT83	52	4.00	6.50	0.38	0.33	DMF83	70	4.00	9.00
8	4	DMT84	60	4.00	6.50	0.38	0.34	DMF84	72	4.00	9.00
8	6	DMT86	72	5.00	6.50	0.38	0.36	DMF86	83	5.00	9.00
8	8	DMT88	86	6.50	6.50	0.38	0.38	DMF88	94	6.50	9.00
10	3	DMT103	75	4.00	7.50	0.40	0.33				
10	4	DMT104	78	4.00	7.50	0.40	0.34	DMF104	89	4.00	11.00
10	6	DMT106	90	5.00	7.50	0.40	0.36	DMF106	107	5.00	11.00
10	8	DMT108	105	6.50	7.50	0.40	0.38	DMF108	115	6.50	11.00
10	10	DMT1010	120	7.50	7.50	0.40	0.40	DMF1010	130	7.50	11.00
12	3	DMT123	90	4.00	8.75	0.42	0.33				
12	4	DMT124	94	4.00	8.75	0.42	0.34	DMF124	115	4.00	12.00
12	6	DMT126	110	5.00	8.75	0.42	0.36	DMF126	120	5.00	12.00
12	8	DMT128	125	6.50	8.75	0.42	0.38	DMF128	146	6.50	12.00
12	10	DMT1210	140	7.50	8.75	0.42	0.40	DMF1210	174	7.50	12.00
12	12	DMT1212	160	8.75	8.75	0.42	0.42	DMF1212	198	8.75	12.00
14	3	DMT143	x	5.50	10.50	0.57	0.33				
14	4	DMT144	172	5.50	10.50	0.47	0.34	DMF144	161	5.50	14.00
14	6	DMT146	182	6.50	10.50	0.47	0.36	DMF146	177	6.50	14.00
14	8	DMT148	206	7.50	10.50	0.47	0.38	DMF148	199	7.50	14.00
14	12	DMT1412	234	9.50	10.50	0.47	0.42	DMF1412	276	9.50	14.00
14	14	DMT1414	280	10.50	10.50	0.47	0.47	DMF1414	277	10.50	14.00
16	3	DMT163	x	6.50	11.50	0.50	0.33				
16	6	DMT166	228	6.50	11.50	0.50	0.36	DMF166	213	6.50	15.00
16	8	DMT168	248	7.50	11.50	0.50	0.38	DMF168	260	7.50	15.00
16	10	DMT1610	264	8.50	11.50	0.50	0.40	DMF1610	287	8.50	15.00
16	12	DMT1612	280	9.50	11.50	0.50	0.42	DMF1612	312	9.50	15.00
16	14	DMT1614	316	10.50	11.50	0.50	0.47	DMF1614	360	10.50	15.00
16	16	DMT1616	322	11.50	11.50	0.50	0.50	DMF1616	374	11.50	15.00



MJ x MJ

DMT



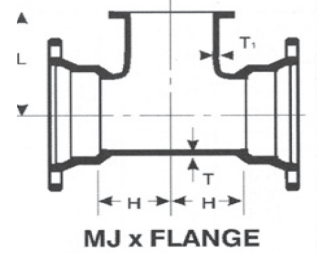
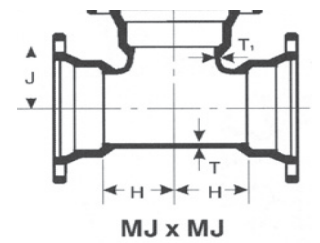
MJ x FLANGE

DMF

C153 Mechanical Joint Compact Fittings

Tees (continued)

SIZE		MJ x MJ						MJ x Flange			
Run	Branch	Item No.	Wt.	H	J	T	T1	Item No.	Wt.	H	L
18	6	DMT186	275	6.50	12.50	0.54	0.36	DMF186	321	6.50	15.50
18	8	DMT188	295	7.50	12.50	0.54	0.38	DMF188	340	7.50	15.50
18	10	DMT1810	315	8.50	12.50	0.54	0.40	DMF1810	x	8.50	15.50
18	12	DMT1812	335	9.50	12.50	0.54	0.42	DMF1812	x	9.50	15.50
18	14	DMT1814	380	10.50	12.50	0.54	0.47	DMF1814	x	10.50	16.50
18	16	DMT1816	405	11.50	12.50	0.54	0.50	DMF1816	440	11.50	16.50
18	18	DMT1818	435	12.50	12.50	0.54	0.54	DMF1818	445	12.50	16.50
20	6	DMT206	315	6.50	14.00	0.57	0.36	DMF206	345	6.50	17.00
20	8	DMT208	345	8.00	14.00	0.57	0.38	DMF208	384	8.00	17.00
20	10	DMT2010	370	9.00	14.00	0.57	0.40	DMF2010	367	9.00	17.00
20	12	DMT2012	395	10.00	14.00	0.57	0.42	DMF2012	402	10.00	17.00
20	14	DMT2014	440	11.00	14.00	0.57	0.47	DMF2014	435	11.00	17.00
20	16	DMT2016	465	12.00	14.00	0.57	0.50	DMF2016	477	12.00	18.00
20	18	DMT2018	505	13.00	14.00	0.57	0.54	DMF2018	507	13.00	18.00
20	20	DMT2020	535	14.00	14.00	0.57	0.57	DMF2020	554	14.00	18.00
24	6	DMT246	415	7.00	16.00	0.61	0.36	DMF246	460	7.00	19.00
24	8	DMT248	445	8.00	16.00	0.61	0.38	DMF248	418	8.00	19.00
24	10	DMT2410	470	9.00	16.00	0.61	0.40	DMF2410	462	9.00	19.00
24	12	DMT2412	500	10.00	16.00	0.61	0.42	DMF2412	502	10.00	19.00
24	14	DMT2414	550	11.00	16.00	0.61	0.47	DMF2414	539	11.00	19.00
24	16	DMT2416	580	12.00	16.00	0.61	0.50	DMF2416	579	12.00	19.00
24	18	DMT2418	625	13.00	16.00	0.61	0.54	DMF2418	634	13.00	22.00
24	20	DMT2420	660	14.00	16.00	0.61	0.57	DMF2420	686	14.00	22.00
24	24	DMT2424	720	16.00	16.00	0.61	0.61	DMF2424	789	16.00	22.00
30	6	DMT306	700	7.00	20.00	0.66	0.36	DMF306	1000	8.50	23.00
30	8	DMT308	739	8.50	20.00	0.66	0.38	DMF308	x	8.50	23.00
30	10	DMT3010	785	10.00	20.00	0.66	0.40				
30	12	DMT3012	830	10.00	20.00	0.66	0.42	DMF3012	x	10.00	23.00
30	16	DMT3016	959	12.50	20.00	0.66	0.50	DMF3016	1035	12.50	23.00
30	18	DMT3018	1085	13.00	20.00	0.66	0.54				
30	20	DMT3020	995	15.00	20.00	0.66	0.57	DMF3020	x	15.00	23.00
30	24	DMT3024	1060	16.00	20.00	0.66	0.61	DMF3024	x	16.00	25.00
30	30	DMT3030	1323	20.00	20.00	0.66	0.66	DMF3030	1267	20.00	25.00
36	6	DMT366	1025	8.00	23.50	0.74	0.36				
36	8	DMT368	1091	9.00	23.50	0.74	0.38				
36	10	DMT3610	1184	10.00	23.50	0.74	0.40				
36	12	DMT3612	1205	10.00	23.50	0.74	0.43	DMF3612	1034	10.00	26.00
36	14	DMT3614	1112	12.50	23.50	0.74	0.47				
36	16	DMT3616	1350	12.50	23.50	0.74	0.52				
36	18	DMT3618	1155	13.00	23.50	0.74	0.54	DMF3618	1307	16.00	26.00
36	20	DMT3620	1240	15.00	23.50	0.74	0.57				
36	24	DMT3624	1498	16.00	23.50	0.74	0.61	DMF3624	1930	16.00	26.00
36	30	DMT3630	1555	20.00	23.50	0.74	0.66	DMF3630	1937	20.00	28.00
36	36	DMT3636	1900	23.50	23.50	0.74	0.74	DMF3636	1924	23.50	28.00
42	6	DMT426	1343	10.00	27.50	0.82	0.36				
42	8	DMT428	1347	10.00	27.50	0.82	0.38				
42	12	DMT4212	1410	10.00	29.50	0.82	0.43				
42	16	DMT4216	1502	12.50	27.50	0.82	0.50				
42	18	DMT4218	2000	16.00	27.50	0.82	0.54				
42	20	DMT4220	2433	20.00	27.50	0.82	0.57				
42	24	DMT4224	2270	20.00	27.50	0.82	0.61	DMF4224	x	20.00	30.00
42	30	DMT4230	2425	22.00	29.50	0.82	0.66	DMF4230	3132	22.00	31.00
42	36	DMT4236	3000	30.00	30.00	0.82	0.74	DMF4236	2765	30.00	31.00
42	42	DMT4242	3175	30.00	30.00	0.82	0.82	DMF4242	x	30.00	31.00



Weights in Pounds, Less Accessories / Dimensions in inches
Ductile Iron Class 350 per ANSI/AWWA C153/A21.53

8 | SIGMA Corporation www.sigmaco.com

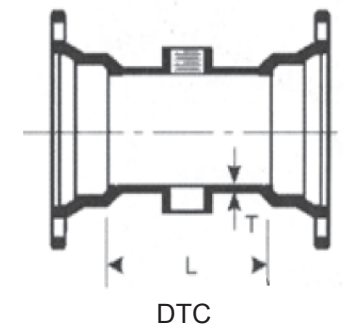
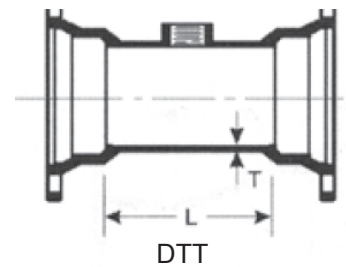


Tees (continued)

SIZE		MJ x MJ						MJ x Flange			
Run	Branch	Item No.	Wt.	H	J	T	T1	Item No.	Wt.	H	L
48	6	DMT486	1685	10.00	32.00	0.90	0.36				
42	8	DMT488	1692	10.00	32.00	0.90	0.38				
48	12	DMT4812	2030	15.00	32.00	0.90	0.42				
48	16	DMT4816	2393	20.00	32.00	0.90	0.50				
48	18	DMT4818	2345	16.00	32.00	0.90	0.54				
48	20	DMT4820	2500	20.00	32.00	0.90	0.57				
48	24	DMT4824	2870	23.00	32.00	0.90	0.61	DMF4824	x	23.00	34.00
48	30	DMT4830	3050	23.00	32.00	0.90	0.66	DMF4830	2762	23.00	34.00
48	36	DMT4836	3900	33.50	32.25	0.90	0.74	DMF4836	3594	33.50	34.00
48	42	DMT4842	4100	33.50	33.50	0.90	0.82	DMF4842	3739	33.50	34.00
48	48	DMT4848	4250	33.50	33.50	0.90	0.90	DMF4848	3878	33.50	34.00

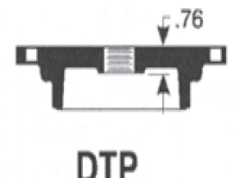
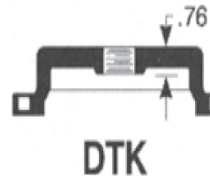
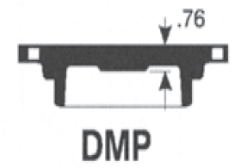
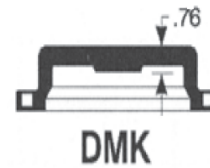
Tapped Tees and Crosses

Size	TEE		CROSS		T	L	Tap
	Item No.	Wt.	Item No.	Wt.			
3	DTT3	19	DTC3	19	0.33	6.00	2
4	DTT4	23	DTC4	23	0.34	6.00	2
6	DTT6	37	DTC6	37	0.36	6.00	2
8	DTT8	53	DTC8	53	0.38	6.00	2
10	DTT10	68	DTC10	68	0.40	6.00	2
12	DTT12	88	DTC12	88	0.42	6.00	2
14	DTT14	118	DTC14	119	0.47	8.00	2
16	DTT16	164	DTC16	202	0.50	8.00	2
18	DTT18	205	DTC18	206	0.54	8.00	2
20	DTT20	259	DTC20	259	0.57	8.00	2
24	DTT24	320	DTC24	320	0.61	8.00	2



Caps and Plugs

Size	CAP SOLID	CAP TAPPED	Wt.	PLUG SOLID	PLUG TAPPED	Wt.
	Item No.	Item No.		Item No.	Item No.	
2	DMK2		10			
3	DMK3	DTK3	8	DMP3	DTP3	8
4	DMK4	DTK4	9	DMP4	DTP4	10
6	DMK6	DTK6	15	DMP6	DTP6	16
8	DMK8	DTK8	22	DMP8	DTP8	26
10	DMK10	DTK10	32	DMP10	DTP10	36
12	DMK12	DTK12	42	DMP12	DTP12	46
14	DMK14	DTK14	66	DMP14	DTP14	75
16	DMK16	DTK16	92	DMP16	DTP16	95
18	DMK18	DTK18	114	DMP18	DTP18	121
20	DMK20	DTK20	125	DMP20	DTP20	135
24	DMK24	DTK24	166	DMP24	DTP24	175
30	DMK30	DTK30	345	DMP30	DTP30	355
36	DMK36	DTK36	628	DMP36	DTP36	688
42	DMK42	DTK42	665	DMP42	DTP42	815
48	DMK48	DTK48	901	DMP48	DTP48	1085



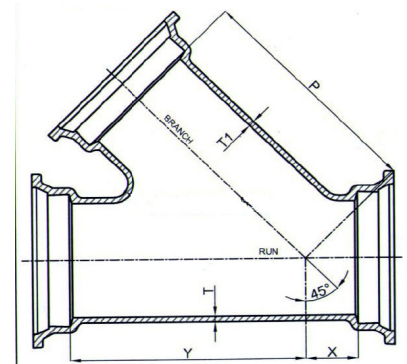
Weights in Pounds, Less Accessories / Dimensions in inches
Ductile Iron Class 350 per ANSI/AWWA C153/A21.53



C153 Mechanical Joint Compact Fittings

Wyes (45 degree laterals)

Size		Item No.	X	Y	P	T	T1	Wt lb
Run	Branch							
3	3	DMY33	2.00	8.50	8.50	0.33	0.33	36
4	2	DMY42	2.00	8.50	8.50	0.34	0.30	39
4	3	DMY43	2.50	9.50	9.50	0.34	0.33	37
4	4	DMY44	2.50	9.50	9.50	0.34	0.34	45
6	4	DMY64	1.50	11.00	11.00	0.36	0.34	67
6	6	DMY66	3.00	13.00	13.00	0.36	0.36	93
8	3	DMY83	2.50	13.00	13.00	0.38	0.33	x
8	4	DMY84	0.50	13.00	13.00	0.38	0.34	93
8	6	DMY86	2.00	14.50	14.50	0.38	0.36	113
8	8	DMY88	3.50	16.00	16.00	0.38	0.38	136
10	3	DMY103	2.50	15.00	15.00	0.40	0.33	x
10	4	DMY104	0.00	15.00	15.00	0.40	0.34	118
10	6	DMY106	1.00	16.00	16.00	0.40	0.36	136
10	8	DMY108	2.50	17.00	17.00	0.40	0.38	170
10	10	DMY1010	3.50	19.00	19.00	0.40	0.40	199
12	3	DMY123	2.50	16.50	16.50	0.42	0.33	x
12	4	DMY124	0.00	16.50	16.50	0.42	0.34	150
12	6	DMY126	1.50	18.50	18.50	0.42	0.36	186
12	8	DMY128	1.50	18.50	18.50	0.42	0.38	188
12	10	DMY1210	3.00	20.00	20.00	0.42	0.40	223
12	12	DMY1212	4.50	22.50	22.50	0.42	0.42	272
14	6	DMY146	0.00	19.00	21.50	0.47	0.36	x
14	8	DMY148	1.50	20.00	22.50	0.47	0.38	230
14	10	DMY1410	4.00	25.00	25.00	0.47	0.40	508
14	12	DMY1412	5.00	25.00	25.00	0.47	0.42	x
14	14	DMY1414	6.00	25.00	25.00	0.47	0.47	465
16	6	DMY166	0.00	21.50	24.00	0.50	0.36	298
16	8	DMY168	1.50	23.00	25.00	0.50	0.38	320
16	10	DMY1610	6.50	28.00	28.00	0.50	0.40	463
16	12	DMY1612	6.50	28.00	28.00	0.50	0.42	503
16	14	DMY1614	6.50	28.00	28.00	0.50	0.47	x
16	16	DMY1616	6.50	28.00	28.00	0.50	0.50	545
18	4	DMY184	3.50	23.00	25.50	0.54	0.34	402
18	6	DMY186	0.00	23.00	25.50	0.54	0.36	348
18	8	DMY188	1.50	25.00	27.50	0.54	0.38	380
18	10	DMY1810	4.50	30.00	30.00	0.54	0.40	504
18	12	DMY1812	4.50	30.00	30.00	0.54	0.42	479
18	14	DMY1814	4.50	30.00	30.00	0.54	0.47	479
18	16	DMY1816	4.50	30.00	30.00	0.54	0.50	x
18	18	DMY1818	6.50	30.00	30.00	0.54	0.54	500
20	6	DMY206	0.00	25.00	27.50	0.57	0.36	x
20	8	DMY208	1.50	25.00	27.50	0.57	0.38	500
20	10	DMY2010	3.00	28.00	30.00	0.57	0.40	x
20	12	DMY2012	6.50	32.00	32.00	0.57	0.42	588
20	14	DMY2014	6.50	32.00	32.00	0.57	0.47	x
20	16	DMY2016	6.50	32.00	32.00	0.57	0.50	x
20	18	DMY2018	6.50	32.00	32.00	0.57	0.54	x
20	20	DMY2020	8.00	33.00	33.00	0.57	0.57	747
24	6	DMY246	0.00	29.50	32.50	0.61	0.36	x
24	8	DMY248	0.00	29.50	32.50	0.61	0.38	x
24	10	DMY2410	1.50	32.00	34.50	0.61	0.40	x
24	12	DMY2412	3.00	32.00	34.50	0.61	0.42	x
24	14	DMY2414	4.50	33.00	34.50	0.61	0.47	x
24	16	DMY2416	5.50	35.00	35.00	0.61	0.50	2010
24	18	DMY2418	7.00	36.00	36.00	0.61	0.54	x
24	20	DMY2420	9.00	38.50	38.50	0.61	0.57	x
24	24	DMY2424	9.00	38.50	38.50	0.61	0.61	1061



DMY

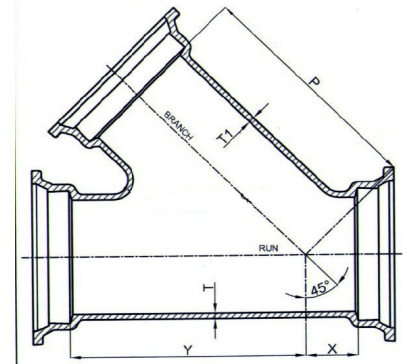
Weights in Pounds, Less Accessories / Dimensions in inches
Ductile Iron Class 350 per ANSI/AWWA C153/A21.53

10 SIGMA Corporation www.sigmaco.com



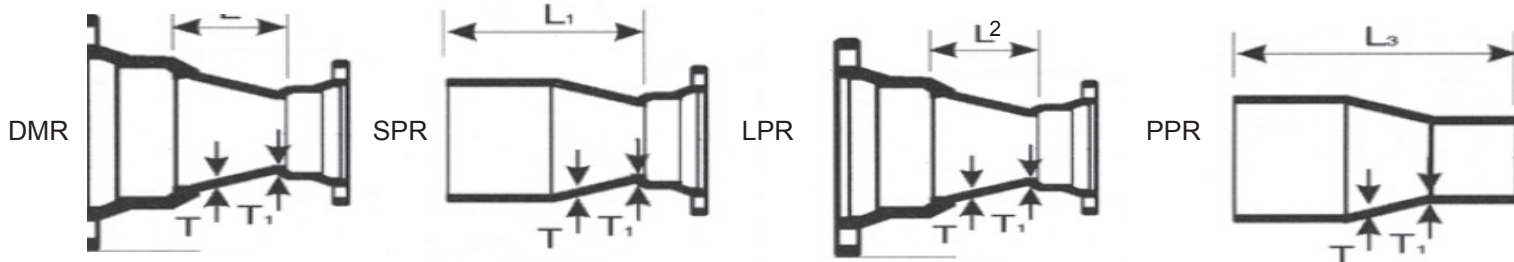
Wyes (45 degree laterals)

Size		Item No.	X	Y	P	T	T1	Wt lb
Run	Branch							
30	4	DMY304	2.00	30.00	35.00	0.66	0.34	x
30	6	DMY306	4.00	45.00	50.00	0.66	0.36	x
30	8	DMY308	4.00	40.00	40.00	0.66	0.38	x
30	12	DMY3012	5.00	40.00	44.00	0.66	0.42	x
30	14	DMY3014	7.00	42.00	44.00	0.66	0.47	x
30	16	DMY3016	7.00	44.00	44.00	0.66	0.50	x
30	18	DMY3018	8.00	46.00	46.00	0.66	0.54	x
30	20	DMY3020	10.00	47.00	47.00	0.66	0.57	1531
30	24	DMY3024	10.00	47.00	47.00	0.66	0.61	x
30	30	DMY3030	10.00	50.00	50.00	0.66	0.66	2200
36	10	DMY3610	5.00	42.50	46.00	0.74	0.40	1601
36	12	DMY3612	5.00	42.50	46.00	0.74	0.42	x
36	14	DMY3614	5.00	42.50	46.00	0.74	0.47	x
36	16	DMY3616	5.00	42.50	46.00	0.74	0.50	x
36	18	DMY3618	8.00	45.00	48.00	0.74	0.54	x
36	20	DMY3620	10.00	48.50	50.00	0.74	0.57	x
36	24	DMY3624	12.50	52.00	52.00	0.74	0.61	x
36	30	DMY3630	15.00	54.00	54.00	0.74	0.66	x
36	36	DMY3636	15.00	57.50	57.50	0.74	0.74	4754
42	8	DMY428	0.00	48.00	56.00	0.82	0.38	x
42	20	DMY4220	8.00	58.00	58.00	0.82	0.57	x
42	24	DMY4224	10.00	58.00	58.00	0.82	0.61	x
42	30	DMY4230	12.00	60.00	60.00	0.82	0.66	x
42	36	DMY4236	12.00	64.00	64.00	0.82	0.74	x
42	42	DMY4242	15.00	68.00	68.00	0.82	0.82	4048
48	6	DMY486	0.00	50.00	58.00	0.90	0.36	x
48	8	DMY486	0.00	50.00	58.00	0.90	0.38	x
48	16	DMY4816	0.00	52.00	58.00	0.90	0.50	x
48	20	DMY4820	0.00	52.00	58.00	0.90	0.57	x
48	24	DMY4824	5.00	56.00	62.00	0.90	0.61	x
48	30	DMY4830	4.00	57.00	62.00	0.90	0.66	3433
48	36	DMY4836	5.00	62.00	66.00	0.90	0.74	x
48	42	DMY4842	12.00	75.00	75.00	0.90	0.82	x
48	48	DMY4848	16.00	75.00	75.00	0.90	0.90	x



DMY

C153 Mechanical Joint Compact Fittings



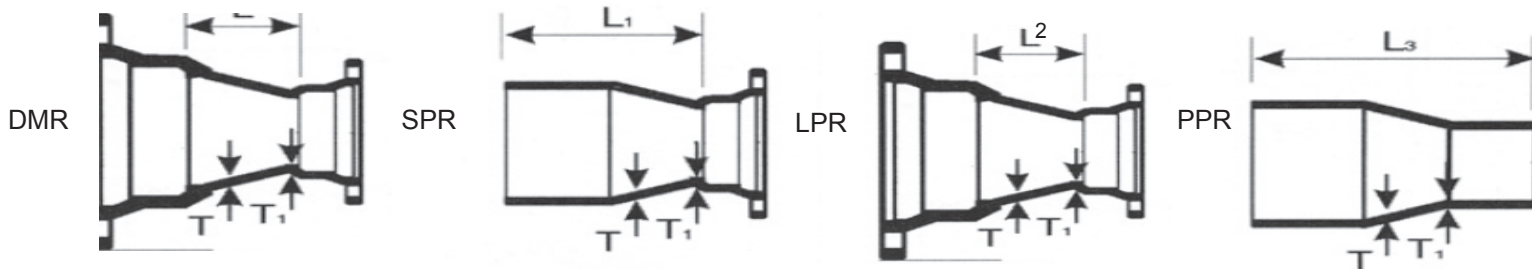
Reducers

Size	MJ x MJ			PE x MJ (Small End MJ)			MJ X PE (Large End MJ)			PE x PE				
	Item No.	Wt.	L	Item No.	Wt.	L1	Item No.	Wt.	L2	Item No.	Wt.	L3	T	T1
3 x 2	DMR32	14	2.50										0.33	0.30
4 x 2	DMR42	16	2.50	SPR42	14	8.00							0.34	0.30
4 x 3	DMR43	18	3.00	SPR43	17	8.50	LPR43	18	8.50	PPR43	14	14.00	0.34	0.33
6 x 3	DMR63	22	5.00	SPR63	24	10.50	LPR63	19	10.50	PPR63	19	16.00	0.36	0.33
6 x 4	DMR64	24	4.00	SPR64	25	9.50	LPR64	25	9.50	PPR64	22	15.00	0.36	0.34
8 x 3	DMR83	30	5.00										0.38	0.33
8 x 4	DMR84	32	5.00	SPR84	30	10.50	LPR84	34	10.50	PPR84	30	16.00	0.38	0.34
8 x 6	DMR86	36	4.00	SPR86	35	9.50	LPR86	32	9.50	PPR86	30	15.00	0.38	0.36
10 x 4	DMR104	46	7.00	SPR104	43	12.50	LPR104	43	12.50	PPR104	46	18.00	0.40	0.34
10 x 6	DMR106	47	5.00	SPR106	46	10.50	LPR106	42	10.50	PPR106	46	16.00	0.40	0.36
10 x 8	DMR108	50	4.00	SPR108	42	9.50	LPR108	50	9.50	PPR108	47	15.00	0.40	0.38
12 x 4	DMR124	58	9.00	SPR124	60	14.50	LPR124	60	14.50	PPR124	58	20.00	0.42	0.34
12 x 6	DMR126	58	7.00	SPR126	58	12.50	LPR126	58	12.50	PPR126	57	18.00	0.42	0.36
12 x 8	DMR128	57	5.00	SPR128	54	10.50	LPR128	55	10.50	PPR128	54	16.00	0.42	0.38
12 x 10	DMR1210	61	4.00	SPR1210	59	9.50	LPR1210	59	9.50	PPR1210	54	15.00	0.42	0.40
14 x 6	DMR146	100	9.00	SPR146	100	16.90	LPR146	104	14.50	PPR146	93	22.30	0.47	0.36
14 x 8	DMR148	100	7.00	SPR148	98	14.90	LPR148	98	12.40	PPR148	94	20.30	0.47	0.38
14 x 10	DMR1410	100	5.00	SPR1410	94	12.90	LPR1410	92	10.40	PPR1410	90	18.30	0.47	0.40
14 x 12	DMR1412	100	4.00	SPR1412	90	11.90	LPR1412	92	9.40	PPR1412	88	17.30	0.47	0.42
16 x 6	DMR166	124	11.00	SPR166	125	18.90	LPR166	136	16.50	PPR166	93	24.30	0.50	0.36
16 x 8	DMR168	124	9.00	SPR168	121	16.90	LPR168	128	14.40	PPR168	119	22.30	0.50	0.38
16 x 10	DMR1610	124	7.00	SPR1610	105	15.00	LPR1610	123	12.50	PPR1610	119	20.50	0.50	0.40
16 x 12	DMR1612	112	5.00	SPR1612	109	12.90	LPR1612	108	10.50	PPR1612	99	18.30	0.50	0.42
16 x 14	DMR1614	140	4.00	SPR1614	126	12.00	LPR1614	132	12.00	PPR1614	129	19.70	0.50	0.47
18 x 4	DMR184	170	11.00										0.54	0.34
18 x 6	DMR186	194	13.00										0.54	0.36
18 x 8	DMR188	190	13.00	SPR188	170	20.00	LPR188	195	19.50	PPR188	170	27.40	0.54	0.38
18 x 10	DMR1810	195	10.00	SPR1810	165	18.00	LPR1810	185	17.40	PPR1810	160	25.50	0.54	0.40
18 x 12	DMR1812	180	7.00	SPR1812	150	15.50	LPR1812	175	14.00	PPR1812	150	19.50	0.54	0.42
18 x 14	DMR1814	190	6.00	SPR1814	175	15.00	LPR1814	190	15.00	PPR1814	160	23.00	0.54	0.47
18 x 16	DMR1816	195	5.00	SPR1816	170	12.50	LPR1816	190	12.50	PPR1816	145	18.00	0.54	0.50
20 x 6	DMR206	232	16.00	SPR206	201	22.00	LPR206	231	19.00	PPR206	106	27.50	0.57	0.36
20 x 8	DMR208	227	16.00	SPR208	198	27.00	LPR208	227	19.00	PPR208	106	27.50	0.57	0.38
20 x 10	DMR2010	220	14.00	SPR2010	200	22.00	LPR2010	210	19.00	PPR2010	180	27.50	0.57	0.40
20 x 12	DMR2012	205	12.00	SPR2012	170	17.50	LPR2012	205	16.00	PPR2012	190	21.50	0.57	0.42
20 x 14	DMR2014	200	10.00	SPR2014	190	18.00	LPR2014	205	17.90	PPR2014	195	26.00	0.57	0.47
20 x 16	DMR2016	200	7.00	SPR2016	185	13.50	LPR2016	200	13.50	PPR2016	170	19.00	0.57	0.50
20 x 18	DMR2018	225	4.00	SPR2018	200	12.00	LPR2018	215	12.00	PPR2018	190	20.00	0.57	0.54

Weights in Pounds, Less Accessories / Dimensions in inches
Ductile Iron Class 350 per ANSI/AWWA C153/A21.53

12 | SIGMA Corporation www.sigmaco.com





Reducers (continued)

Size	MJ x MJ			PE x MJ (Small End MJ)			MJ X PE (Large End MJ)			PE x PE				
	Item No.	Wt.	L	Item No.	Wt.	L1	Item No.	Wt.	L2	Item No.	Wt.	L3	T	T1
24 x 6	DMR246	322	16.00	SPR246	284	21.50	LPR246	320	21.00	PPR246	283	22.50	0.61	0.36
24 x 8	DMR248	318	16.00	SPR248	282	21.50	LPR248	316	21.00	PPR248	281	22.50	0.61	0.38
24 x 10	DMR2410	312	16.00	SPR2410	276	21.50	LPR2410	310	21.00	PPR2410	274	22.50	0.61	0.40
24 x 12	DMR2412	305	16.00	SPR2412	275	21.50	LPR2412	290	21.00	PPR2412	240	22.50	0.61	0.42
24 x 14	DMR2414	310	14.00	SPR2414	310	22.00	LPR2414	315	21.90	PPR2414	295	25.00	0.61	0.47
24 x 16	DMR2416	320	12.00	SPR2416	285	17.50	LPR2416	285	17.50	PPR2416	285	23.00	0.61	0.50
24 x 18	DMR2418	305	10.00	SPR2418	300	18.00	LPR2418	310	18.00	PPR2418	290	21.00	0.61	0.54
24 x 20	DMR2420	300	7.00	SPR2420	270	13.50	LPR2420	275	13.50	PPR2420	240	19.00	0.61	0.57
30 x 12	DMR3012	499	30.00										0.66	0.42
30 x 16	DMR3016	633	30.00	SPR3016	565	39.00	LPR3016	623	39.00	PPR3016	555	48.00	0.66	0.50
30 x 18	DMR3018	658	28.00	SPR3018	590	37.00	LPR3018	635	37.00	PPR3018	567	46.00	0.66	0.54
30 x 20	DMR3020	628	24.00	SPR3020	560	33.00	LPR3020	603	33.00	PPR3020	535	42.00	0.60	0.57
30 x 24	DMR3024	478	10.00	SPR3024	495	24.50	LPR3024	526	24.50	PPR3024	458	33.50	0.66	0.61
36 x 12	DMR3612	678	30.00										0.74	0.42
36 x 16	DMR3616	1078	30.00										0.74	0.50
36 x 18	DMR3618	876	36.00										0.74	0.54
36 x 20	DMR3620	975	36.00	SPR3620	874	45.00	LPR3620	950	45.00	PPR3620	849	54.00	0.74	0.57
36 x 24	DMR3624	770	19.00	SPR3624	746	33.00	LPR3624	810	33.00	PPR3624	709	42.00	0.74	0.61
36 x 30	DMR3630	650	15.50	SPR3630	725	24.50	LPR3630	2758	24.50	PPR3630	657	33.50	0.74	0.66
42 x 20	DMR4220	1208	40.00										0.82	0.57
42 x 24	DMR4224	1356	40.00	SPR4224	1204	49.00	LPR4224	1319	49.00	PPR4224	1167	58.00	0.82	0.61
42 x 30	DMR4230	1083	20.00	SPR4230	931	29.00	LPR4230	1015	29.00	PPR4230	863	38.00	0.82	0.66
42 x 36	DMR4236	1114	15.50	SPR4236	962	24.50	LPR4236	1013	24.50	PPR4236	861	33.50	0.82	0.74
48 x 20	DMR4820	1462	40.00										0.90	0.57
48 x 24	DMR4824	1700	40.00										0.90	0.61
48 x 30	DMR4830	1779	40.00	SPR4830	1594	49.00	LPR4830	1711	49.00	PPR4830	1526	58.00	0.90	0.66
48 x 36	DMR4836	1641	28.00	SPR4836	1456	37.00	LPR4836	1540	37.00	PPR4836	1355	46.00	0.90	0.74
48 x 42	DMR4842	1426	15.50	SPR4842	1241	24.50	LPR4842	1274	24.50	PPR4842	1089	33.50	0.90	0.82



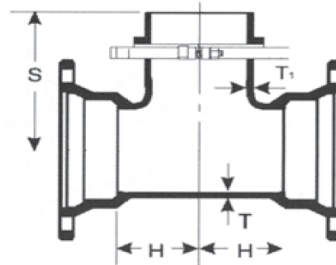
Weights in Pounds, Less Accessories / Dimensions in inches
 Ductile Iron Class 350 per ANSI/AWWA C153/A21.53

SIGMA Corporation www.sigmaco.com |13

C153 Mechanical Joint Compact Fittings

Tees: MJ x Swivel (Hydrant Tees)

Size	Item No.	H	S	T	T1	Wt
6 x 4	DMH64	4.00	10.00	0.36	0.34	x
6 x 6	DMH66	5.00	10.00	0.36	0.36	77
8 x 6	DMH86	5.00	11.00	0.38	0.36	89
8 x 8	DMH88	6.50	11.00	0.38	0.38	116
10 x 4	DMH104	4.00	12.50	0.40	0.34	95
10 x 6	DMH106	5.00	12.50	0.40	0.36	113
10 x 8	DMH108	6.50	12.50	0.40	0.38	129
12 x 4	DMH124	4.00	13.50	0.42	0.34	x
12 x 6	DMH126	5.00	13.50	0.42	0.36	128
12 x 8	DMH128	6.50	13.50	0.42	0.38	149
12 x 12	DMH1212	8.75	13.50	0.42	0.42	x
14 x 6	DMH146	6.50	15.00	0.47	0.36	211
14 x 8	DMH148	7.50	15.00	0.47	0.38	182
16 x 6	DMH166	6.50	16.00	0.50	0.36	248
16 x 8	DMH168	7.50	16.00	0.50	0.38	298
18 x 6	DMH186	6.50	17.00	0.54	0.36	300
18 x 8	DMH188	7.50	17.00	0.54	0.38	272
20 x 6	DMH206	6.50	18.50	0.57	0.36	358
20 x 8	DMH208	8.00	18.50	0.57	0.38	382
24 x 6	DMH246	7.00	19.00	0.61	0.36	458
24 x 8	DMH248	8.00	19.00	0.61	0.38	477
30 x 6	DMH306	7.50	24.50	0.66	0.36	662
36 x 6	DMH366	8.00	27.50	0.74	0.36	891
36 x 8	DMH368	9.00	27.50	0.74	0.38	936

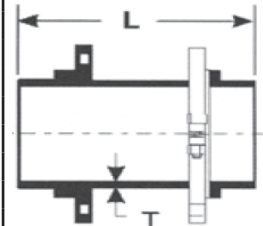


MJ x SWIVEL TEE

DMH

Swivel x Solid Adapter

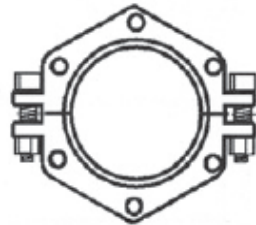
Size	Item No.	L	T	Wt.
4	SSA413	13.00	0.34	29
6	SSA613	13.00	0.36	47
6	SSA618	18.00	0.36	58
6	SSA624	24.00	0.36	69
6	SSA630	30.00	0.36	66
6	SSA636	36.00	0.36	75
6	SSA648	48.00	0.36	94
6	SSA660	60.00	0.36	112
6	SSA672	72.00	0.36	131
8	SSA813	13.00	0.38	52
10	SSA1013	13.00	0.40	69
12	SSA1213	13.00	0.42	87



SSA

Swivel Gland

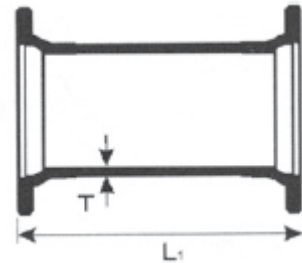
Size	Item No.	Wt.
4	HR4	8
6	HR6	18
8	HR8	15
10	HR10	18
12	HR12	24



HR

Dual Purpose Sleeves

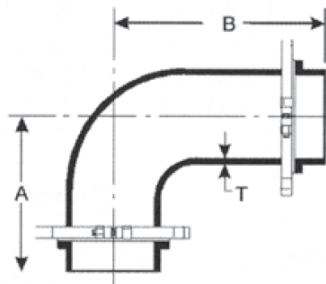
Item No.	L1	T	Wt.
DDL4	32	12	0.52
DDL6	50	12	0.55
DDL8	65	12	0.60
DDL10	89	12	0.63
DDL12	104	12	0.68
DDL12	104	12	0.42



DDL

Swivel x Solid 90 Degree Bend

Size	Item No.	A	B	T	Wt.
3	SSB3	8.50	13.00		x
4	SSB4	9.50	14.00		52
6	SSB6	10.50	16.00		74
8	SSB8	12.50	18.00		102
10	SSB10	13.00	20.00		x
12	SSB12	14.50	22.00		x
14	SSB14	19.50	24.00		x
16	SSB16	20.50	26.00		x
18	SSB18	21.00	28.00		x
20	SSB20	22.50	30.00		x
24	SSB24	25.00	34.00		x
30	SSB30	30.50	40.00		x
36	SSB36	33.50	46.00		x
42	SSB42	38.25	52.00		x
48	SSB48	42.25	58.00		x



SSB

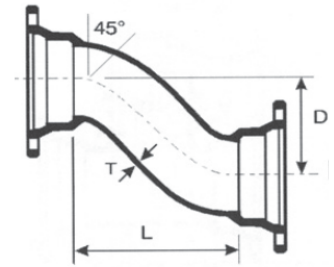
Weights in Pounds, Less Accessories / Dimensions in inches
Ductile Iron Class 350 per ANSI/AWWA C153/A21.53

14 | SIGMA Corporation www.sigmaco.com

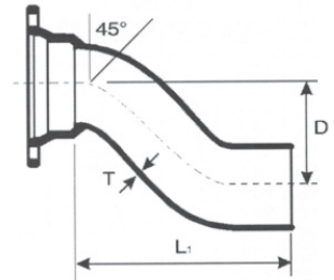


Offsets

MJ x MJ Size	Item No.	Wt.	D	L	L1	T	MJ x PE	Wt.
							Item No.	
3 x 6	DMO36	30	6.00	9.00	14.50	0.33	DMQ36	29
3 x 12	DMO312	40	12.00	15.00	20.50	0.33	DMQ312	39
3 x 18	DMO318	49	18.00	21.00	26.50	0.33	DMQ318	48
3 x 24	DMO324	55	24.00	27.00	33.50	0.33	DMQ324	53
4 x 6	DMO46	45	6.00	10.00	15.50	0.34	DMQ46	44
4 x 12	DMO412	55	12.00	16.00	21.50	0.34	DMQ412	54
4 x 18	DMO418	65	18.00	22.00	27.50	0.34	DMQ418	63
4 x 24	DMO424	75	24.00	28.00	33.50	0.34	DMQ424	72
6 x 6	DMO66	41	6.00	12.00	17.50	0.36	DMQ66	54
6 x 12	DMO612	65	12.00	18.00	23.50	0.36	DMQ612	64
6 x 18	DMO618	75	18.00	24.00	29.50	0.36	DMQ618	72
6 x 24	DMO624	85	24.00	30.00	35.50	0.36	DMQ624	82
8 x 6	DMO86	84	6.00	13.00	18.50	0.38	DMQ86	78
8 x 12	DMO812	90	12.00	19.00	24.50	0.38	DMQ812	88
8 x 18	DMO818	100	18.00	25.00	30.50	0.38	DMQ818	96
8 x 24	DMO824	110	24.00	24.00		0.38		
10 x 6	DMO106	105	6.00	15.00	20.50	0.40	DMQ106	102
10 x 12		135	12.00	21.00	26.50	0.40	DMQ1012	132
10 x 18		165	18.00	27.00	32.50	0.40	DMQ1018	160
12 x 6	DMO126	124	6.00	17.00	22.50	0.42	DMQ126	112
12 x 12		153	12.00	23.00	28.50	0.42	DMQ1212	146
12 x 18		190	18.00	29.00	34.50	0.42	DMQ1218	184
12 x 24		202	24.00	35.00	40.50	0.42	DMQ1224	194
12 x 30		213	30.00	41.00	46.50	0.42	DMQ1230	205



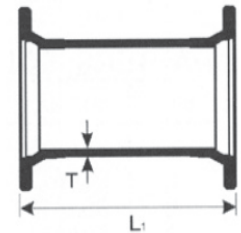
DMO



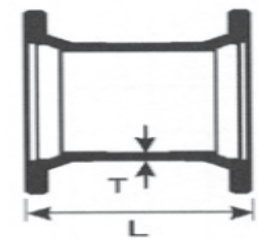
DMQ

Sleeves

Size	SHORT SLEEVE	Wt.	L	LONG SLEEVE	Wt.	L1	T
	Item No.			Item No.			
3	DMS3	13	7.50	DML3	18	12.00	0.33
4	DMS4	17	7.50	DML4	20	12.00	0.34
6	DMS6	28	7.50	DML6	33	12.00	0.36
8	DMS8	38	7.50	DML8	46	12.00	0.38
10	DMS10	49	7.50	DML10	62	12.00	0.40
12	DMS12	56	7.50	DML12	76	12.00	0.42
14	DMS14	111	9.50	DML14	140	15.00	0.47
16	DMS16	123	9.50	DML16	170	15.00	0.50
18	DMS18	160	9.00	DML18	200	15.00	0.54
20	DMS20	195	9.00	DML20	255	15.00	0.57
24	DMS24	225	9.00	DML24	335	15.00	0.61
30	DMS30	423	15.00	DML30	640	24.00	0.66
36	DMS36	591	15.00	DML36	925	24.00	0.74
42	DMS42	788	15.00	DML42	1390	24.00	0.82
48	DMS48	978	15.00	DML48	1740	24.00	0.90



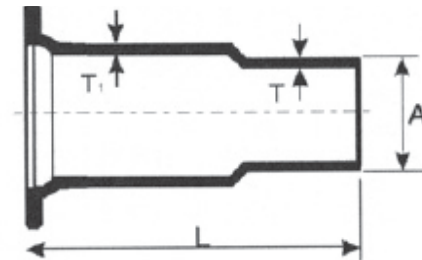
DML



DMS


Dual Cutting-In Sleeves

Size	Item No.	Wt.	T	T1	A	L1
3	DCL3	34	0.33	0.35	3.96	20
4	DCL4	50	0.34	0.37	4.80	20
6	DCL6	62	0.36	0.39	6.90	20
8	DCL8	90	0.38	0.41	9.05	20
10	DCL10	105	0.40	0.43	11.10	20
12	DCL12	128	0.42	0.45	13.20	20



DCL

C153 Mechanical Joint Compact Fittings



Mechanical Joint Accessories



MJ Glands

Size	Item No.	Wt.
2	DG2	2
3	DG3	4
4	DG4	5
6	DG6	6
8	DG8	7
10	DG10	10
12	DG12	15
14	DG14	23
16	DG16	28
18	DG18	30
20	DG20	43
24	DG24	50
30	DG30	85
36	DG36	115
42	DG42	180
48	DG48	275

MJ Gaskets

Size	Item No.	Wt.	Item No.	Wt.
2	MG2		TG3	0.50
3	MG3	0.25	TG4	0.60
4	MG4	0.30	TG6	0.75
6	MG6	0.50	TG8	1.10
8	MG8	0.75	TG10	1.30
10	MG10	0.80	TG12	1.65
12	MG12	1.00		
14	MG14	1.30		
16	MG16	1.45		
18	MG18	1.60		
20	MG20	1.90		
24	MG24	2.10		
30	MG30	2.30		
36	MG36	2.75		
42	MG42	3.20		
48	MG48	3.65		

Gasket/Bolt Packs

Size (in.)	Item No.	Wt. (lb.)
3	MGP3	3
4	MGP4	4
6	MGP6	6
8	MGP8	7
10	MGP10	8
12	MGP12	9

MJ Gland Packs

Size (in.)	Item No.	Wt. (lb.)
2	DGP2	6
3	DGP3	7
4	DGP4	8
6	DGP6	12
8	DGP8	15
10	DGP10	20
12	DGP12	25
14	DGP14	37
16	DGP16	43
18	DGP18	47
20	DGP20	61
24	DGP24	72

Low Alloy, Corrosion Resistant Steel T-Head Bolts

Standard Bolts

Size (in.)	Item No.	Wt. (lb.)
3	MGP3	3
4	MGP4	4
6	MGP6	6
8	MGP8	7
10	MGP10	8
12	MGP12	9


Anti-Rotation Bolts

Size (in.)	Item No.	Wt. (lb.)
3	MGP3	3
4	MGP4	4
6	MGP6	6
8	MGP8	7
10	MGP10	8
12	MGP12	9

Includes: Gland, MJ Gasket, and Standard Tee Bolts & Nuts

MJ Retainer Glands

Pipe Size	Item No.	Wt.	IRON PIPE O.D	Rating (psi)	Qty	Size	Torque (ft-lbs)
3	RMG3	5	3.96	350	4	5/8 X 2	85
4	RMG4	7	4.80	350	4	5/8 X 2	85
6	RMG6	12	6.90	350	6	5/8 X 2	85
8	RMG8	16	9.05	250	9	5/8 X 2	85
10	RMG10	22	11.10	250	16	5/8 X 2	85
12	RMG12	28	13.20	250	16	5/8 X 2	85
14	RMG14	45	15.30	250	20	5/8 X 2	85
16	RMG16	52	17.40	250	24	5/8 X 2	85
18	RMG18	62	19.50	200	24	5/8 X 2	85
20	RMG20	75	21.60	200	28	3/4 X	110
24	RMG24	97	25.80	200	32	3 3/4 X	110
30	RMG30	196	32.00	100	40	3 3/4 X 3	110
36	RMG36	246	38.30	100	48	3/4 X 2-1/2	110
42	RMG42	302	44.50	100	56	3/4 X 2-1/2	110
48	RMG48	380	50.80	100	64	3/4 X 2-1/2	110



Retainer Packs

Size	Item No.	Wt.
3	RGP3	9
4	RGP4	10
6	RGP6	15
8	RGP8	19
10	RGP10	25
12	RGP12	32

Weights in Pounds, Less Accessories / Dimensions in inches
Ductile Iron Class 350 per ANSI/AWWA C153/A21.53

16 SIGMA Corporation www.sigmaco.com



C153 MJ Non-Standard Items:

Item #	Description
DCL16	C153 DI 16" X 16" MJ X MJ CUT-IN SLEEVE
DMB1612	C153 DI 16" X 12" MJ X MJ REDUCING BEND
DMB1830	C153 DI 18" X 30" MJ X MJ 30 DEGREE BEND
DMB211	C153 DI 2" MJ x MJ 11-1/4 DEGREE BEND
DMB222	C153 DI 2" MJ x MJ 22-1/2 DEGREE BEND
DMB2405	C153 DI 24" X 24" MJ X MJ 5-5/8 DEGREE BEND
DMB3005	C153 DI 30" X 30" MJ X MJ 5-5/8 DEGREE BEND
DMB3605	C153 DI 36" X 36" MJ X MJ 5-5/8 DEGREE BEND
DMB4205	C153 DI 42" X 42" MJ X MJ 5-5/8 DEGREE BEND
DMB4260	C153 DI MJ 42X60 BEND
DMB4805	C153 DI 48" X 48" MJ X MJ 5-5/8 DEGREE BEND
DMB4830	C153 DI 48" X 30" MJ X MJ 30 DEGREE BEND
DMC1614	C153 DI 16" X 14" MJ X MJ CROSS
DMC186	C153 DI 18" X 6" MJ X MJ CROSS
DMC2010	C153 DI 20" X 10" MJ X MJ CROSS
DMC206	C153 DI 20" X 6" MJ X MJ CROSS
DMC3012	C153 DI 30" X 12" MJ X MJ CROSS
DMC3016	C153 DI 30" X 16" MJ X MJ CROSS
DMC306	C153 DI 30" X 6" MJ X MJ CROSS
DMC308	C153 DI 30" X 8" MJ X MJ CROSS
DMC4212	C153 DI 42" X 12" MJ X MJ CROSS
DMC4216	C153 DI 42" X 16" MJ X MJ CROSS
DMC4812	C153 DI 48" X 12" MJ X MJ CROSS
DMC4816	C153 DI 48" X 16" MJ X MJ CROSS
DMF103	C153 DI 10" X 3" MJ X FLG TEE
DMF1210	C153 DI 12" X 10" MJ X FLG TEE
DMF1212	C153 DI 12" X 12" MJ X FLG TEE
DMF1412	C153 DI 14" X 12" MJ X FLG TEE
DMF1414	C153 DI 14" X 14" MJ X FLG TEE
DMF146	C153 DI 14" X 6" MJ X FLG TEE
DMF1610	C153 DI 16" X 10" MJ X FLG TEE
DMF1612	C153 DI 16" X 12" MJ X FLG TEE
DMF1614	C153 DI 16" X 14" MJ X FLG TEE
DMF166	C153 DI 16" X 6" MJ X FLG TEE
DMF168	C153 DI 16" X 8" MJ X FLG TEE
DMF186	C153 DI 18" X 6" MJ X FLG TEE
DMF188	C153 DI 18" X 8" MJ X FLG TEE
DMF208	C153 DI 20" X 8" MJ X FLG TEE
DMF2410	C153 DI 24" X 10" MJ X FLG TEE
DMF2412	C153 DI 24" X 12" MJ X FLG TEE
DMF2416	C153 DI 24" X 16" MJ X FLG TEE
DMF2418	C153 DI 24" X 18" MJ X FLG TEE
DMF2424	C153 DI 24" X 24" MJ X FLG TEE
DMF246	C153 DI 24" X 6" MJ X FLG TEE
DMF248	C153 DI 24" X 8" MJ X FLG TEE
DMF306	C153 DI 30" X 6" MJ X FLG TEE
DMF3630	C153 DI 36" X 30" MJ X FLG TEE
DMF43	C153 DI 4" X 3" MJ X FLG TEE
DMH306	C153 DI 30" X 6" MJ X SWL TEE
DMH366	C153 DI 36" X 6" MJ X SWL TEE
DMK2	C153 DI 2" MJ CAP
DML2	C153 DI 2" X 2" MJ X MJ LONG SLEEVE
DMR32	C153 DI 3" X 2" MJ X MJ CONCENTRIC REDUCER

Item #	Description
DMF2418	C153 DI 24" X 18" MJ X FLG TEE
DMF2424	C153 DI 24" X 24" MJ X FLG TEE
DMF246	C153 DI 24" X 6" MJ X FLG TEE
DMF248	C153 DI 24" X 8" MJ X FLG TEE
DMF306	C153 DI 30" X 6" MJ X FLG TEE
DMF3630	C153 DI 36" X 30" MJ X FLG TEE
DMF43	C153 DI 4" X 3" MJ X FLG TEE
DMH306	C153 DI 30" X 6" MJ X SWL TEE
DMH366	C153 DI 36" X 6" MJ X SWL TEE
DMK2	C153 DI 2" MJ CAP
DML2	C153 DI 2" X 2" MJ X MJ LONG SLEEVE
DMR32	C153 DI 3" X 2" MJ X MJ CONCENTRIC REDUCER
DMR4220	C153 DI 42" X 20" MJ X MJ CONCENTRIC REDUCER
DMR4820	C153 DI 48" X 20" MJ X MJ CONCENTRIC REDUCER
DMR83	C153 DI 8" X 3" MJ X MJ CONCENTRIC REDUCER
DMT3010	C153 DI 30" X 10" MJ X MJ TEE
DMT304	C153 DI 30" X 4" MJ X MJ TEE
DMT3610	C153 DI 36" X 10" MJ X MJ TEE
DMT4220	C153 DI 42" X 20" MJ X MJ TEE
DMT428	C153 DI 42" X 8" MJ X MJ TEE
DMT62	C153 DI 6" X 2" MJ X MJ TEE
DMY1410	C153 DI 14" X 10" MJ X MJ WYE
DMY1414	C153 DI 14" X 14" MJ X MJ WYE
DMY148	C153 DI 14" X 8" MJ X MJ WYE
DMY1610	C153 DI 16" X 10" MJ X MJ WYE
DMY1612	C153 DI 16" X 12" MJ X MJ WYE
DMY1616	C153 DI 16" X 16" MJ X MJ WYE
DMY168	C153 DI 16" X 8" MJ X MJ WYE
DMY1810	C153 DI 18" X 10" MJ X MJ WYE
DMY1812	C153 DI 18" X 12" MJ X MJ WYE
DMY1818	C153 DI 18" X 18" MJ X MJ WYE
DMY184	C153 DI 18" X 4" MJ X MJ WYE
DMY186	C153 DI 18" X 6" MJ X MJ WYE
DMY188	C153 DI 18" X 8" MJ X MJ WYE
DMY2020	C153 DI 20" X 20" MJ X MJ WYE
DMY208	C153 DI 20" X 8" MJ X MJ WYE
DMY2416	C153 DI 24" X 16" MJ X MJ WYE
DMY2424	C153 DI 24" X 24" MJ X MJ WYE
DMY3024	C153 DI 30" X 24" MJ X MJ WYE
DMY3030	C153 DI 30" X 30" MJ X MJ WYE
DMY3636	C153 DI MJ 36X36 WYE

